

Cloud of Witnesses: A project for RE about God in Art!

Creative RE Lessons with brilliant art works.

Primary Notepad.

<p>What is our project about?</p> <p>We are pleased to share new and creative materials for RE with strong imaginative and artistic elements and some inter-faith themes. Developed from the ‘Cloud of Witnesses’ art and faith exhibition, we have eight sets of learning materials, each one needing two-three lessons to work on with pupils aged 8-14. You are reading the Primary Notepad.</p> <p>These lessons use the highly creative art works from the 2025 ‘Cloud of Witnesses’ exhibition with permission from the artists, to inspire pupils to think in profound ways about God, faith, prayer, sacred space and related themes. They are presented as classroom-ready PPTs with all the info, worksheets and tasks ready to use.</p> <p>The resources have been written by RE adviser Lat Blaylock in collaboration with Fleur Dorrell from the <i>God who Speaks</i> and the Catholic Bishops’ Conference. They are for free use in any school and by any teacher. We warmly thank schools, teachers and learners who piloted the materials, enriching the work with some really interesting samples of pupils’ work.</p> <p>The learning activities are designed to set high standards. They fit well into all kinds of RE / RVE / RME syllabuses wherever pupils are studying questions about God. They use philosophical, theological and spiritual language and methods. Trial schools have been impressed by the energy, imagination and enthusiasm these lessons generate among learners.</p> <p>The Catholic RE Directory for England and Wales is referenced at the end of each PPT series to crystalise the kinds of contribution the lessons make to good learning in Catholic schools, but the project is for everyone and is adaptable to your needs and contexts.</p>	
<p>What are the primary lessons about? (2-3 lessons needed for each of these titles)</p> <ul style="list-style-type: none">• Searching for God• Sacred spaces• Palm Crosses – when life unravels• What if Jesus came to your town?	<p>What are the secondary lessons about? (2-3 lessons needed for each of these titles)</p> <ul style="list-style-type: none">• God in Jesus• Inter-faith visions• Solidarity• Big Questions
<p>This notepad introduces the lessons and provides you as a teacher with the materials you need to make this learning happen.</p> <p>Here you will find copiable outline, capture sheets, thinking materials and all you need to run the lessons.</p>	<p>Feedback please</p> <p>These lessons are provided for free, thanks to generous support from the God who Speaks and the Culham St Gabriel’s Trust. Please be a participant by sending us examples of work your pupils do in the project.</p> <p>Send to Lat Blaylock: lat@retoday.org.uk</p>

Primary Module 1: Circles in Art: 3 examples.

Copy this template for thinking onto A4 or A3 paper. Give a copy to each group of two or three to fill in.

3 Artworks compared
Similar and different
What do you notice?

This is unique because...

These 2 share...



This is unique because...



All three share...

These 2 share...


These 2 share...



This is unique because...

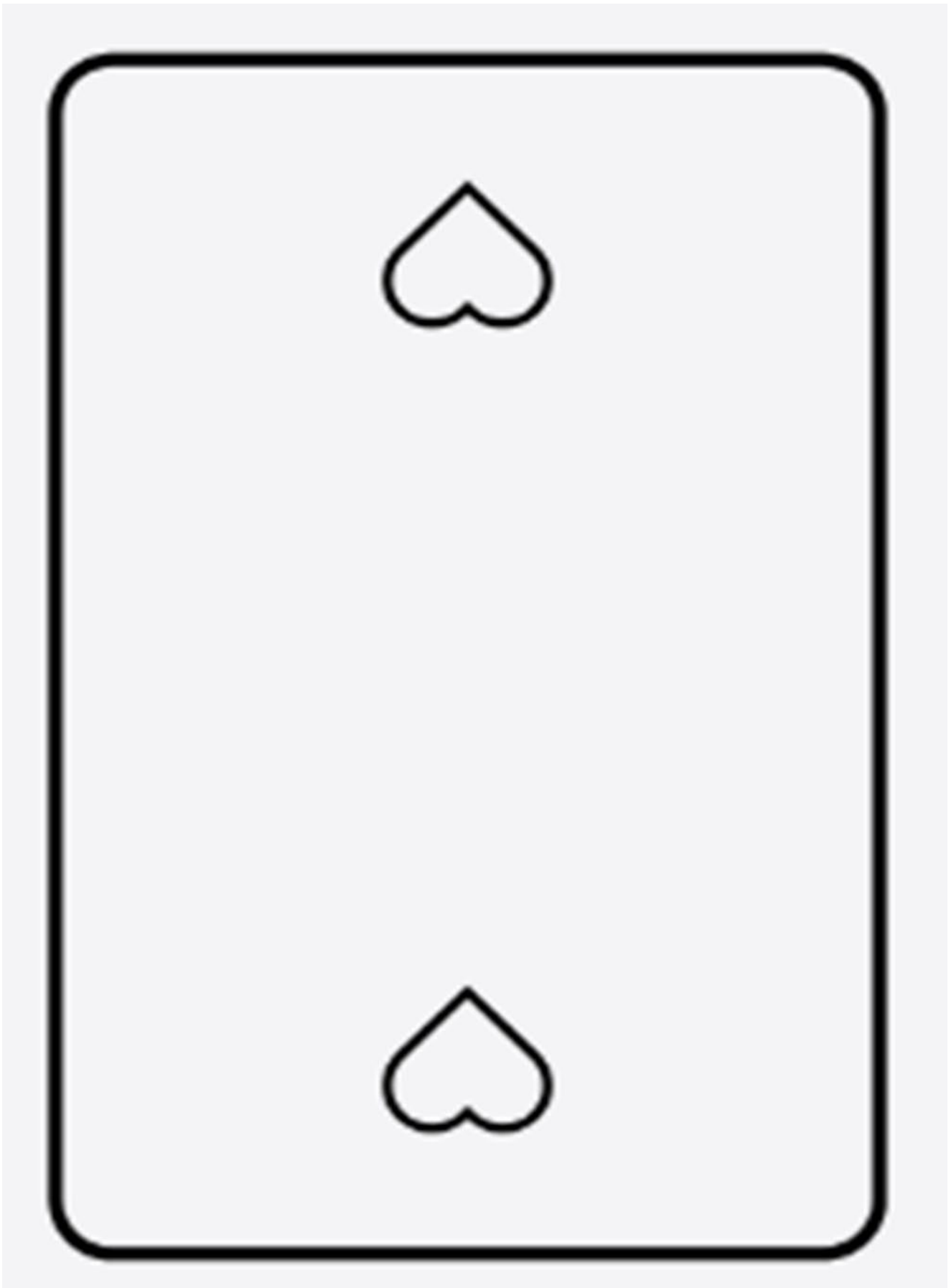
For pupils' own artwork, this template is useful but not essential.

One way to work is to design a central image to go in the circle and use the ring around the edge for well chosen words.



Primary Module 2: Special Spaces.



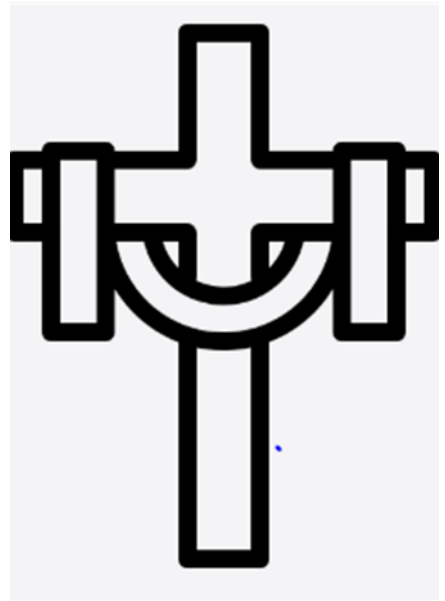

Copy this template for pupils to use - to make a 'sacred spaces playing card' in the style of Chloe Campbell.



Primary Module 3: The Cross.

Blow up these templates, maybe each one onto A4 card, for pupils to choose from - as they design and write about the cross as a symbol for people in tough times.

From the 'Noun Project' used under license.



Writing Frame: meanings for the Cross of Jesus.

I found out some new information about Palm Crosses...	
Shaeron's work of art unravels a Palm Cross. Here's what I think it means...	
Christians make lots of different kinds of crosses. My favourite today is... because...	
The cross is a reminder of Jesus. Here are three things I think it is good to remember about Jesus.	

Writing frame: A prayer of my own inspired by the Cross of Jesus.

Choose three or four of these prompts to use for your own prayer or reflection – or do it all in your own words.

“Dear God, thank you for...”	
“When times are hard, we need...”	
“If our lives unravel, then we get help from...”	
“Jesus, give us strength to...”	
“My reflection on the Palm Cross is...”	
“God, help us to...”	
“What helps us in hard times is...”	

Primary Module 4: If Jesus came to our town...

After learning about these two unusual and surprising pictures of Jesus, discuss your own ideas and write them into the frame. Share with another pair of learners.

The three most important things I noticed about Constance Macintosh Smith's art:

The three most important things I noticed about David Robinson's art:

Constance's art is connected to the story of Jesus because...



David's art is connected to the story of Jesus because...

These artworks made me think about...

I think the art is spiritual because...

These are modern because...

I also want to say...